

## BT00250-EPR-6722 200MHz-750MHz 250W

- Scientific and Industrial Applications



The BT-EPR series is a range of Class AB RF power amplifiers which exhibit extremely fast pulse rise and fall times

- Rugged, solid-state design - high reliability
- Extremely high phase and amplitude stability
- Ultra fast pulse rise/fall times
- High linearity
- Very low interpulse noise
- Competitively priced

### RF Specifications

Type	Class AB MOSFET
Rated Power	250W minimum PEP for input power of 0dBm
P1dB	200W minimum Minimum output power at P1dB compression
Gain	54dB minimum
Frequency	200MHz - 750MHz
Gain flatness	±2dB maximum (measured at 1/10th rated output power)
Max. duty cycle	5% Maximum GATE duty cycle
Max. pulse width	10µs Maximum GATE pulse width
Pulse droop	0.5dB maximum Measured at max. pulse width at P1dB level
Pulse rise and fall times	20ns typical using a pre-gated RF input signal
Gate delay	Rising edge: 250ns typical Falling edge: 100ns typical Rising edge measured from rising edge of GATE pulse to 90% RF output voltage. Falling edge measured from falling edge of GATE pulse to 10% RF output voltage
Harmonics	Odd: -16dBc typical, -10dBc maximum Even: -30dBc typical, -20dBc maximum Measured at 1dB below rated output power
Spurious	<-70dBc
Output noise (blanked)	<10dB above thermal (100kHz bandwidth)
Output sample	-50dB into 50 Ω (forward voltage sample)
Input/output impedance	50 Ω nominal
Load VSWR	Tolerates at least 3:1 @ full rated power without shutdown
RF Input	0dBm nominal, 10dBm for no damage
GATE (blanking)	Logic low = Blank, logic high = unblank. CMOS and TTL compatible

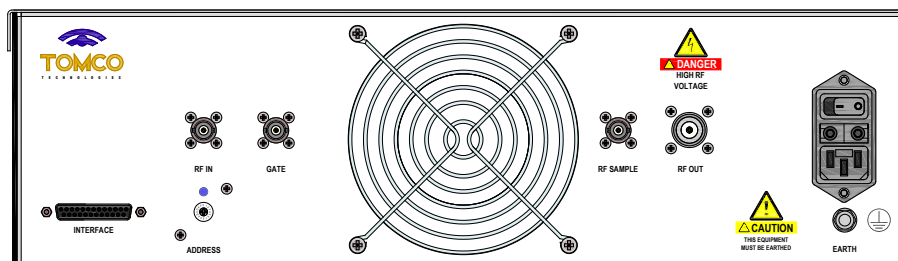
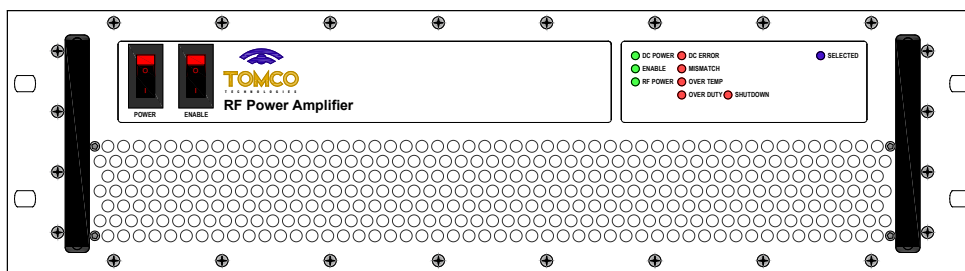
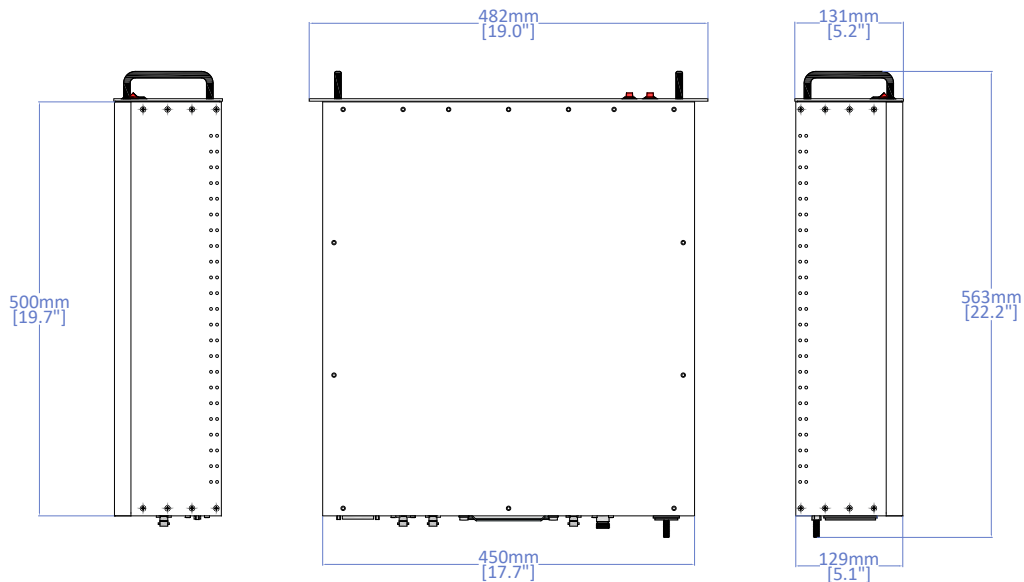
### Electrical Specifications

Mains supply voltage	110-240V, 50-60Hz, single phase
Rated Power	250VA maximum
Mains inlet	1 x IEC inlet (mains power cord supplied)

# RF Amplifier Data Sheet

## Mechanical Specifications

Connectors	RF IN: BNC female GATE: BNC female RF SAMPLE: BNC female RF OUT: N type female INTERFACE: DB25 female  Other connectors types available on request
Dimensions	Chassis size: 450mmW (17.7"W) x 500mmD (19.7"D) x 129mmH (5.1"H) Total size: 482mmW (19"W) x 563mm (22.2"D) x 131mm (5.2"H) Rack compatibility: 19" 3RU
Weight	approx. 13kg (28lbs)
Enclosure classification	IP20



## Protection

Load VSWR	Tolerates up to VSWR 3:1 at full rated power without shutdown Self-resetting shutdown protection activates if VSWR limits are exceeded
Over temperature	Self-resetting shutdown protection activates if thermal limits are exceeded
Duty cycle	Duty cycle limit is determined from the GATE signal duty cycle. Self-resetting shutdown protection activates if duty cycle limit is exceeded
Pulse width	Pulse width limit is determined from the GATE signal pulse width. Self-resetting shutdown protection activates if pulse width limit is exceeded

## Monitoring and Control

Front panel switches	Power (turns on DC power) Enable (enables RF)
Front panel LEDs	<ul style="list-style-type: none"> <li>• DC POWER</li> <li>• ENABLE</li> <li>• RF POWER</li> <li>• DC ERROR</li> <li>• MISMATCH</li> <li>• OVER TEMP</li> <li>• OVER DUTY</li> <li>• SELECTED</li> <li>• SHUTDOWN</li> </ul>
Parallel interface	25-pin D-connector (pinout available at <a href="http://www.tomcorf.com/pdf/interface.pdf">www.tomcorf.com/pdf/interface.pdf</a> )*



## Environmental

General	Intended for use only in controlled, indoor environment. Non-consumer product for industrial and scientific use. This product is not authorised for stand-alone on-air use. Additional systems, hardware and considerations are required to meet local spectral management regulations. Compliance of the final complete system is the responsibility of the end user.
Cooling	Forced air, front to rear
Operating temperature	+5°C to +40°C
Storage temperature	-20°C to +60°C
Humidity	80% for temperature up to 31°C, decreasing linearly to 50% relative humidity at 40°C
Operating altitude	Up to 2000m
Pollution degree	2
Transient voltage compatibility	Category II, in line with IEC 60364-4-44:2007
Electromagnetic compatibility	In line with IEC61326-1:2012 ISM equipment, Group 1, Class A For use only in shielded areas. ENC55011 (CISPR 11) limits exceeded by up to 40dB
Safety	In line with IEC61010-1:2010
Electromagnetic field strength	In line with ICNIRP Guidelines: 1998, occupational limits

BT00250-EPR-6722

Change record

Document/Issue number	Originator	Date	Change
DS006722A	JR	22/08/2018	Original
DS006672B	JR	19/12/2018	pp.1-5:M
DS006672C	LS	06/05/2021	p.1:H